


ZENN LED



TYPE _____ PROJECT _____



CATALOG NUMBER

FIXTURE		REFLECTOR		OPTIONS	
ZTL	Zenn LED	TNB	Ribbed Reflector	BLU	Blue LED
		SMT	Smooth Reflector	WHW	Warm White LED (3300K)
				WHC	Cool White LED (5500K)
				GRN	Green LED
				CYN	Cyan LED
				RED	Red LED
				AMB	Amber LED

SPECIFICATIONS

Construction. Fixture body constructed of formed steel.

Shielding. Specify smooth or Tannenbaum® ribbed aluminum reflector.

Finish. Fixture body is powdercoated and the reflectors are anodized aluminum.

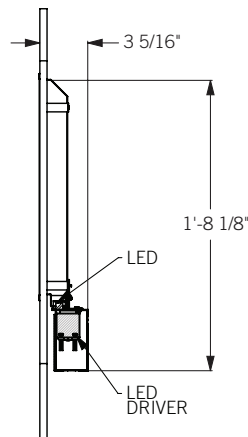
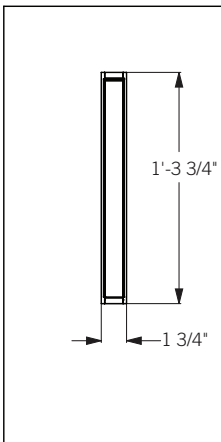
Electrical. 120 volts only. Fixture is UL/CUL Listed for dry locations. Supplied with integral electronic power supply.

Lamping. Single (1) watt LED. Specify color.

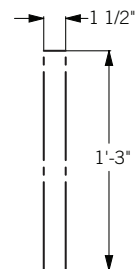
Mounting. Fixture may be recessed with LED facing either up or down. Wall construction can be plaster or drywall up to 1" thick.

ADA COMPLIANT.

DIMENSIONS & DETAILS



CUT-OUT DIMENSIONS



Installation instructions may be found at www.energielighting.com.