


NOLIMIT PENDANT

REGENT

LINEAR



Catalog Number

FIXTURE ONLY. Required mounting hardware and optional connecting hardware listed below.

- FIXTURE**
NLT – NoLimit
- LAMPING**
1T528 – (1) 28W T5
1T554 – (1) 54W T5 high output
- VOLTAGE**
120 – 120 Volt
- OPTIONS**
FUS – Integral ballast fusing

EXAMPLE: NLT-1T554-120

Specifications

CONSTRUCTION

Fixture body constructed of aluminum.
Endcaps constructed of die-cast aluminum.
Body of fixture rotates 360 degrees for in-the-field flexibility with a combination of direct, indirect and asymmetric light distribution.
See reverse for details.

FINISH

Fixture finished in thermo painted metallic silver.

SHIELDING

Lamp is shielded by a satin acrylic diffuser.

ELECTRICAL

Fixture and all electrical components are U.L./C.U.L. damp location listed. Supplied with internal electronic ballasts. Fusing may be specified.

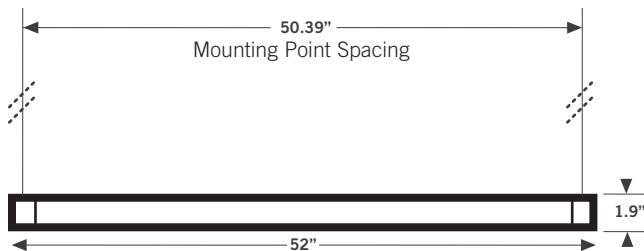
LAMPING

(1) 28 watt T5 or 54 watt T5 high output fluorescent lamp. Lamp not included.

MOUNTING

Fixture may be individually mounted or joined together to form linear runs. Corners also available to make non-linear shapes. Fixtures are supplied with 72" fully adjustable aircraft cable.

Dimensions



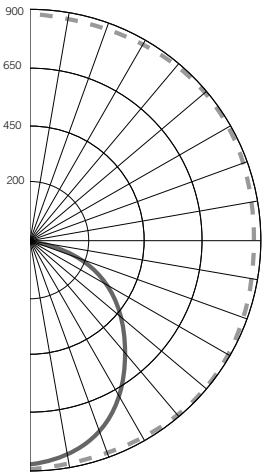
Hardware for Pendant Luminaires

- NLP-END** Pair of end blocks for hanging a system. Aircraft cable and ceiling hardware included.
- NLP-FDK** Pendant feed kit. Can be located at any end, corner, connector block.
- NLP-CNR** Pendant 90° corner connector. Aircraft cable and ceiling hardware included.
- NLP-JNR** Pendant 180° linear connector. Aircraft cable and ceiling hardware included.

NOLIMIT PENDANT



Photometrics



CANDELA DISTRIBUTION

	0	45	90
0	880	880	880
5	872	872	881
15	831	830	837
25	751	750	754
35	639	639	642
45	507	509	512
55	368	370	374
65	236	237	242
75	118	119	122
85	27	28	29
95	0	0	0
105	0	0	0
115	0	0	0
125	0	0	0
135	0	0	0
145	0	0	0
155	0	0	0
165	0	0	0
175	0	0	0
180	0	0	0

LUMINAIRE

Description: NoLimit Pendant 1 54 watt T5 high output lamp.

Catalog Number: NLT-1T554-120

Efficiency: 49.1%

Distribution: 0% indirect, 100% direct

ZONAL LUMEN SUMMARY

ZONE	LUMENS	% LAMP	% FIXT
0 - 30	662.76	14.9	30.3
0 - 40	1062.66	23.9	48.6
0 - 60	1786.48	40.1	81.7
0 - 90	2185.51	49.1	100
90 - 120	0	0	0
90 - 130	0	0	0
90 - 150	0	0	0
90 - 180	0	0	0
0 - 180	2185.51	49.1	100


LUMINANCE (Candela / sq meter)

ANGLE	0-DEG	45-DEG	90-DEG
45	12948	12966	13045
55	11577	11621	11753
65	10068	10128	10311
75	8255	8311	8520
85	5730	5792	5896

COEFFICIENTS OF UTILIZATION


PCC PW RCR	80				70				50			10			0
	70	50	30	10	70	50	30	10	50	30	10	50	30	10	10
0	.58	.58	.58	.58	.57	.57	.57	.57	.55	.55	.55	.50	.50	.50	.49
1	.54	.51	.49	.48	.52	.50	.48	.47	.48	.47	.45	.45	.44	.43	.42
2	.49	.45	.42	.39	.48	.44	.41	.39	.42	.40	.38	.39	.38	.36	.35
3	.45	.40	.36	.33	.44	.39	.35	.33	.38	.35	.32	.35	.33	.31	.30
4	.41	.35	.31	.28	.40	.35	.31	.28	.34	.30	.27	.31	.29	.27	.26
5	.38	.32	.27	.24	.37	.31	.27	.24	.30	.27	.24	.28	.26	.23	.22
6	.35	.29	.24	.21	.34	.28	.24	.21	.27	.24	.21	.26	.23	.21	.20
7	.33	.26	.22	.19	.32	.26	.22	.19	.25	.21	.19	.24	.21	.18	.18
8	.30	.24	.20	.17	.30	.24	.20	.17	.23	.19	.17	.22	.19	.17	.16
9	.28	.22	.18	.15	.28	.22	.18	.15	.21	.18	.15	.20	.17	.15	.14
10	.27	.20	.16	.14	.26	.20	.16	.14	.20	.16	.14	.19	.16	.14	.13

Details




360° ROTATION

NoLimit offers in-the-field flexibility with 360° rotatable centers for direct, indirect or asymmetrical light distribution. End cap cubes made of die-cast aluminum allow the fixtures to connect and serve as the center of rotation.



90° CORNER CONNECTOR (NLP-CNR)

Available 90° corner connectors allow for geometric configurations and 360° rotation. NLP-CNR ordered separately.



180° LINEAR CONNECTOR (NLP-JNR)

Available 180° linear connectors allow fixtures to be joined together in straight runs and serve as the center of rotation. NLP-JNR ordered separately.

Installation instructions may be found at www.energielighting.com.