




Installation Instructions




1 Cut hole in drywall per dimensions shown.



2 Remove electrical box cover from fixture.



3 Secure conduit to fixture and make electrical connection.



4 Replace electrical box cover and install fixture in wall.



5 During wall installation, it may be necessary to manually compress springs, as shown.

Hole Cutout Dimensions

