


MUSHROOM SERIES

énergie

Installation Instructions


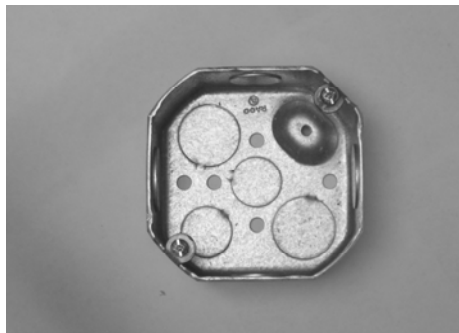
Hardware Kit contains:

- One (1) Fixture Mounting bracket
- Two (2) Hex Nuts



Supplied By Others:

- One(1) octagonal J-box




Rough out hole for octagonal J-box



Run supply wires from wall through supplied mounting bracket and attach the mounting bracket to the octagonal J-box.



Make electrical connection while supporting fixture.



Align fixture mounting bracket to the fixture and secure with supplied thumb screws.

Product to be installed by qualified electrician only.

Rev. A