

MINIMUS PENDANT

énergie™


Installation Instructions



1
Remove lens or baffle by pulling out and off.




2
Slide lampholder cover inside of lampholder.



3
Snap lampholder cover off of lamp housing.



4
Install lamp per relamp label. Reverse steps to reassemble.




5
Install j-box strap and 1/4-20 stud to j-box.



6
Thread feed cord through bushing in feed canopy.



7
Make electrical connection in j-box and slide canopy over 1/4-20 stud.



8
Secure canopy by tightening barrel nut onto stud. Repeat the same steps without cord for the support side.

Note: Luminaires must be tied to structure per local requirements.

Product to be installed by qualified electrician only.

PART # 05090205-02