



Installation Instructions



1
Install Energie junction box horizontally into wall.



2
Attach mounting bracket to wall. NOTE: Fixture weighs approximately 15 lbs. Reinforce wall as required.




3
Ensure flange is on top-side when mounted.



4
Line outside of back side fixture opening with clear silicone caulk.



5
Make electrical connection.



6
Hang top of fixture on bracket.



7
Secure fixture on under-side with hex wrench.



8
Remove lamp coverplates with hex wrench.



9
Install lamp per relamp label. Reinstall lamp coverplates.

Product to be installed by qualified electrician only.

PART # 05121531-01