



MINIMUS

MINIMUS Single Pendant | Millward Brown, Lisle, IL | Architect: HOK, Chicago, IL | Photograph: Kate Joyce © Heidrich Blessing

Énergie • 4885 Ward Road, Suite 300 • Wheat Ridge, CO 80033 • Tel 720 963 8055 • www.energielighting.com


troll



MINIMUS Single Pendant | InVision Architecture, Des Moines, IA | Architect: InVision Architecture | Photographer: Jonathan Galbreath



MINIMUS Double Pendant | M2 Group, Mesa, AZ
Architect: Randall Fonce Architecture, Phoenix, AZ | Photographer: Jonathan Galbreath




MINIMUS Surface
Team Ziegler Salon, Frankfurt am Main, Germany

MINIMUS. Minimal appearance. Maximum impact.

As the name suggests, MINIMUS is appealingly diminutive – just 1.4 inches in diameter! Developed by Spanish manufacturer Troll, its sleek dimensions and unique composition offer a welcome alternative for those weary of the status quo in contemporary office, retail, and restaurant lighting.


Troll's high standards and superior engineering are clearly evident in MINIMUS, with its extruded aluminum channel containing efficient T5 lampping.



MINIMUS Single Pendant
(4' and 8' lengths)

Pendant or surface.

MINIMUS is available as 4- and 8-foot Single Pendants and a 4-foot Double Pendant. The 4-foot surface-mounted MINIMUS can be specified in ADA-compliant fixed version or as a 110-degree pivoting fixture, allowing field-adjustable control of light direction.



MINIMUS Double Pendant
(4' length)



MINIMUS Double Pendant



MINIMUS Surface



MINIMUS Surface

Product details.

- Unobtrusive, minimalist design and small size can easily integrate into any space
- Available as a single pendant (4-foot or 8-foot), double pendant, or single surface mount
- MINIMUS Double Pendant offers a 132° adjustment range for each side
- MINIMUS Surface is available in fixed and adjustable versions
- MINIMUS Surface adjustable version is a 110° pivoting fixture allowing on-site light-direction control
- MINIMUS Surface Fixed version is **ADA Compliant**

CONSTRUCTION Center channel and housing are constructed of extruded aluminum. Endcaps are constructed of injection-molded plastic.






FINISH Body and center channel are finished in natural aluminum paint.

SHIELDING Acrylic prismatic diffusing lens.

ELECTRICAL 120V or 277V. Integral electronic ballast.

MOUNTING Surface fixture is supplied with an Énergie junction box that can be shipped ahead of the fixtures. The fixed version is ADA-compliant. Pendant fixtures are supplied with a 72-inch fully adjustable aircraft cable.

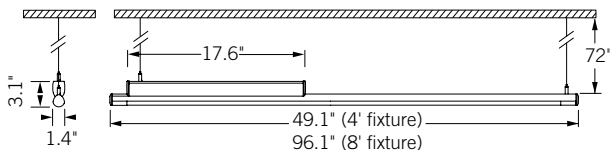
See product specification sheets at www.energielighting.com for complete details.

	 DAMP LOCATION LISTED	 MINIMUS Single Pendant	 MINIMUS Double Pendant	 MINIMUS Surface* Fixed	 MINIMUS Surface* Adjustable
Catalog Number Prefix		MIN	MID	MIS	MIS
Dimmable		Yes* (remote only)	Yes	Yes* (remote only)	Yes* (remote only)
Indirect % / Direct %		9% / 91%	1% / 99%**	1% / 99%	1% / 99%**
ADA Compliant		n/a	n/a	Yes	No
Lamp (supplied by others)		1x28W T5 (For each 4-foot fixture)	2x28W T5	1x28W T5	1x28W T5

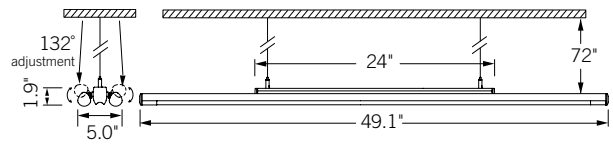
*Consult factory for details about remote dimming. **Fixture may be adjusted to provide more indirect light.

Dimensions.

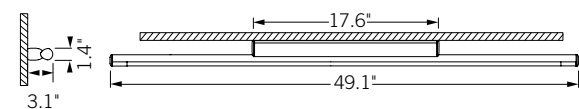
MINIMUS Single Pendant



MINIMUS Double Pendant



MINIMUS Surface Fixed



MINIMUS Surface Adjustable

